

## Have you identified any learning?

### CONSIDER:

What worked well and what didn't work well?  
What do I need to feed into my local de-brief procedures?

- Joint hot de-brief (where possible)
- Single service de-brief
- Multi-agency de-brief

To continually improve joint working the national Joint Organisational Learning (JOL) arrangements have been established to capture, share and act on interoperability lessons from past events. Lessons meeting the criteria below should be submitted:

- relate to emergency response interoperability from any of the agencies involved;
- had an impact on the effectiveness of at least two of the responding agencies;
- impeded successful interoperability;
- are known recurring issues; and/or
- if resolved could benefit other agencies therefore may have national impact.

@jesip999

www.jesip.org.uk

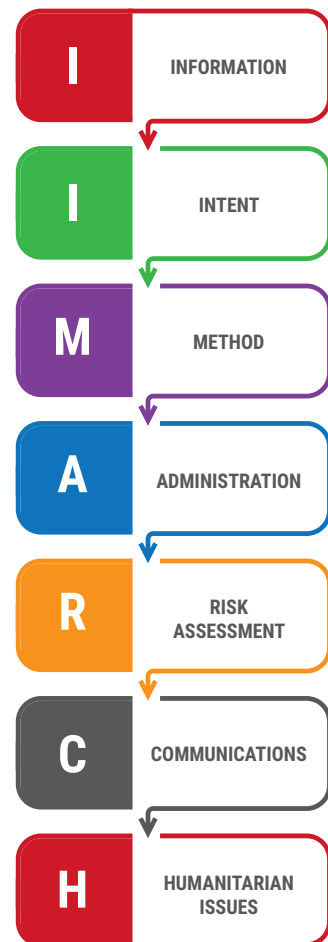
contact@jesip.org.uk

## Information Assessment

### Interoperability will be enhanced if information is assessed for:

- **Relevance:** In the current situation, how well does the information meet the needs of the end user?
- **Accuracy:** How well does the information reflect the underlying reality?
- **Timeliness:** How current is the information?
- **Source reliability:** Does previous experience of this source indicate the likely quality of the information?
- **Credibility:** Is the information supported or contradicted by other information?

## IIMARCH



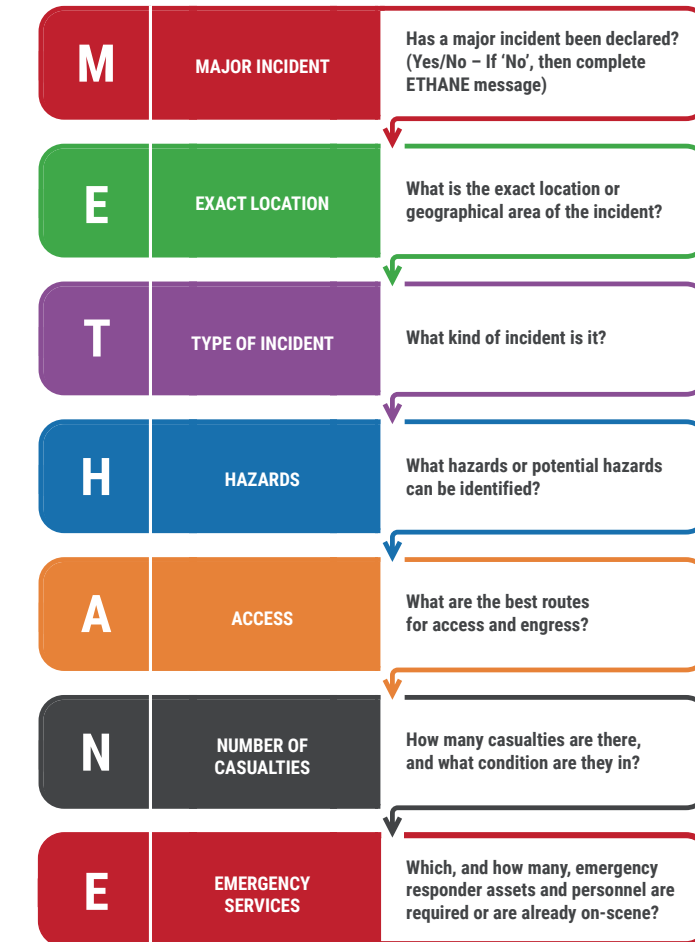
## JOINT DOCTRINE: A Short Guide



**JESIP**  
Working Together - Saving Lives

## AIDE MEMOIRE

**JESIP**  
Working Together - Saving Lives



## Principles

**CO-LOCATE**

Co-locate with other responders as soon as practicably possible at a single, safe and easily identified location.

**COMMUNICATE**

Communicate using language which is clear, and free from technical jargon and abbreviations.

**CO-ORDINATE**

Co-ordinate by agreeing the lead organisation. Identify priorities, resources, capabilities and limitations for an effective response, including the timing of further meetings.

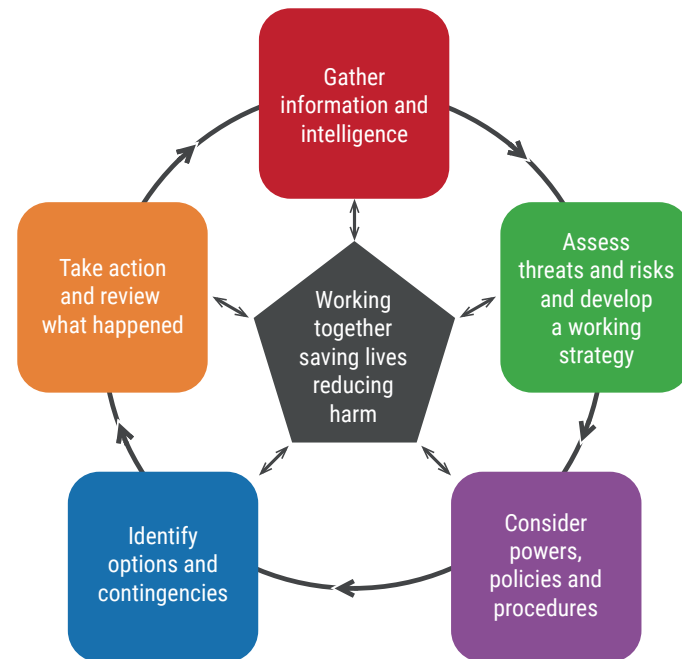
**JOINTLY UNDERSTAND RISK**

Jointly understand risk by sharing information about the likelihood and potential impact of threats and hazards, to agree appropriate control measures.

**SHARED SITUATIONAL AWARENESS**

Establish shared situational awareness by using M/ETHANE and the Joint Decision Model.

## Joint Decision Model



## Decision Controls

**A) WHY ARE WE DOING THIS?**

- What goals are linked to this decision?
- What is the rationale, and is that jointly agreed?
- Does it support working together, saving lives, reducing harm?

**B) WHAT DO WE THINK WILL HAPPEN?**

- What is the likely outcome of the action; in particular, what is the impact on the objective and other activities?
- How will the incident change as a result of these actions, what outcomes do we expect?

**C) IN LIGHT OF THESE CONSIDERATIONS, IS THE BENEFIT PROPORTIONAL TO THE RISK?**

- Do the benefits of proposed actions justify the risks that would be accepted?

**D) DO WE HAVE A COMMON UNDERSTANDING AND POSITION ON:**

- The situation, its likely consequences and potential outcomes?
- The available information, critical uncertainties and key assumptions?
- Terminology and measures being used by all those involved in the response?
- Individual organisation working practices related to a joint response?
- Conclusions drawn and communications made?

**E) AS AN INDIVIDUAL:**

- Is the collective decision in line with my professional judgement and experience?
- Have we, as individuals and as a team, reviewed the decision with critical rigour?
- Are we, as individuals and as a team, content that this decision is the most practicable solution?

## Joint Understanding of Risks

**IDENTIFY HAZARDS**

This begins with the initial call to a control room and continues as first responders arrive on scene. Information gathered by individual agencies should be disseminated to all first responders, control rooms and partner agencies effectively.

**CARRY OUT A DYNAMIC RISK ASSESSMENT (DRA)**

Individual agencies carry out dynamic risk assessments, reflecting the tasks and objectives to be achieved, the hazards identified and the likelihood of harm from those hazards. The results should then be shared with all agencies involved.

**IDENTIFY TASKS**

Each individual organisation should identify and consider their specific tasks, according to their role and responsibilities. These tasks should then be assessed in the context of the incident.

**APPLY RISK CONTROL MEASURES**

Each organisation should consider and apply appropriate control measures to ensure any risk is as low as reasonably practicable. The hierarchy of control should be considered when agreeing a co-ordinated control measure approach: Elimination, substitution, engineering controls, administrative controls, and personal protective clothing and equipment.

**HAVE AN INTEGRATED MULTI-AGENCY OPERATIONAL RESPONSE PLAN**

The outcomes of the hazard assessments and risk assessments should be considered when developing this plan, within the context of the agreed priorities for the incident. If the activity of one organisation creates hazards for a partner organisation, a solution must be implemented to reduce the risk to as low as reasonably practicable.

**RECORD DECISIONS**

The outcomes of the joint assessment of risk should be recorded, together with the jointly agreed priorities and the agreed multi-agency response plan, when resources permit. This may not be possible in the early stages of the incident, but post-incident scrutiny focuses on the earliest decision-making.